



The South Carolina Silent Witness Story
Report on Domestic Violence Homicide Victims from 2005

Frazier J. Wilson
September 25, 2006

This year's ceremony will mark the **ninth anniversary of Silent Witness**. In 2005, there were a **total of thirty-two (32)** people murdered by a household member, as South Carolina¹ defines it. Of those, thirty-two people, **twenty-seven (27) were women**, constituting 84% of the total, and **five (5) were men**, constituting 16% of the total.

The demographics of the victims were as follows: 47% were African-American, 47% were White, and 6% were Hispanic. The average age of these victims was 36 years old.

The Office of the Attorney General, through its S.T.O.P. Violence Against Women program, collected the data by contacting every Sheriff's Office, Coroner's Office, Police Department and Solicitor's Office in the State. Those offices were provided with a victim information sheet (see attached) to complete and asked to provide any incident reports related to domestic homicide victims. As always, these offices were gracious and provided this Office with an abundance of information. In addition, all information was crosschecked for accuracy with the records of the South Carolina Law Enforcement Division.

Twenty counties reported one or more domestic homicides for 2005.

Guns were the primary weapon used in these homicides. In 59% of the cases, a gunshot wound was listed as the primary cause of death. Knives were used in 28% of the cases, and in 13% of the cases the victim was beaten to death (by hand).

The courts have disposed of only eight cases, all with guilty pleas. There are sixteen trials pending, seven defendants have committed suicide, and one defendant remains wanted by law enforcement.

Attached to this document are county-by-county statistics and statewide graphs depicting the statistics mentioned in this report.

¹ §16-25-10 defines "household member" as spouses, former spouses, persons who have a child in common, and a male and female who are cohabiting or formerly have cohabited.

County Statistics

Abbeville

Women: 0	Men: 0	Total: 0
Whites: 0	African Americans: 0	Hispanics: 0
Gun: 0	Knife: 0	Hand/Other: 0/0
Disposition: 0		

Aiken

Women: 0	Men: 0	Total: 0
Whites: 0	African Americans: 0	Hispanics: 0
Gun: 0	Knife: 0	Hand/Other: 0/0
Disposition: 0		

Allendale

Women: 0	Men: 0	Total: 0
Whites: 0	African Americans: 0	Hispanics: 0
Gun: 0	Knife: 0	Hand/Other: 0/0
Disposition: 0		

Anderson

Women: 2	Men: 1	Total: 3
Whites: 2	African Americans: 1	Hispanics: 0
Gun: 2	Knife: 0	Hand/Other: 1/0
Disposition: 2 Pled Guilty, 1 Trial Pending		

Bamberg

Women: 1	Men: 0	Total: 1
Whites: 1	African Americans: 0	Hispanics: 0
Gun: 1	Knife: 0	Hand/Other: 0/0
Disposition: 1 Suicide		

Barnwell

Women: 0	Men: 0	Total: 0
Whites: 0	African Americans: 0	Hispanics: 0
Gun: 0	Knife: 0	Hand/Other: 0/0
Disposition: 0		

Beaufort

Women: 0	Men: 0	Total: 0
Whites: 0	African Americans: 0	Hispanics: 0
Gun: 0	Knife: 0	Hand/Other: 0/0
Disposition: 0		

Berkeley

Women: 1	Men: 0	Total: 1
Whites: 0	African Americans: 1	Hispanics: 0
Gun: 1	Knife: 0	Hand/Other: 0/0
Disposition: 1 Suicide		

Calhoun

Women: 0	Men: 0	Total: 0
Whites: 0	African Americans: 0	Hispanics: 0
Gun: 0	Knife: 0	Hand/Other: 0/0
Disposition: 0		

Charleston

Women: 1	Men: 0	Total: 1
Whites: 1	African Americans: 0	Hispanics: 0
Gun: 1	Knife: 0	Hand/Other: 0/0
Disposition: 1 Wanted		

Cherokee

Women: 1	Men: 0	Total: 1
Whites: 1	African Americans: 0	Hispanics: 0
Gun: 1	Knife: 0	Hand/Other: 0/0
Disposition: 1 Pled Guilty		

Chester

Women: 0	Men: 0	Total: 0
Whites: 0	African Americans: 0	Hispanics: 0
Gun: 0	Knife: 0	Hand/Other: 0/0
Disposition: 0		

Chesterfield

Women: 0	Men: 0	Total: 0
Whites: 0	African Americans: 0	Hispanics: 0
Gun: 0	Knife: 0	Hand/Other: 0/0
Disposition: 0		

Clarendon

Women: 1	Men: 0	Total: 1
Whites: 0	African Americans: 1	Hispanics: 0
Gun: 1	Knife: 0	Hand/Other: 0/0
Disposition: 1 Trial Pending		

Colleton

Women: 0	Men: 0	Total: 0
Whites: 0	African Americans: 0	Hispanics: 0
Gun: 0	Knife: 0	Hand/Other: 0/0
Disposition: 0		

Darlington

Women: 0	Men: 0	Total: 0
Whites: 0	African Americans: 0	Hispanics: 0
Gun: 0	Knife: 0	Hand/Other: 0/0
Disposition: 0		

Dillon

Women: 0	Men: 0	Total: 0
Whites: 0	African Americans: 0	Hispanics: 0
Gun: 0	Knife: 0	Hand/Other: 0/0
Disposition: 0		

Dorchester

Women: 0	Men: 0	Total: 0
Whites: 0	African Americans: 0	Hispanics: 0
Gun: 0	Knife: 0	Hand/Other: 0/0
Disposition: 0		

Edgefield

Women: 0	Men: 0	Total: 0
Whites: 0	African Americans: 0	Hispanics: 0
Gun: 0	Knife: 0	Hand/Other: 0/0
Disposition: 0		

Fairfield

Women: 0	Men: 0	Total: 0
Whites: 0	African Americans: 0	Hispanics: 0
Gun: 0	Knife: 0	Hand/Other: 0/0
Disposition: 0		

Florence

Women: 1	Men: 1	Total: 2
Whites: 1	African Americans: 1	Hispanics: 0
Gun: 0	Knife: 2	Hand/Other: 0/0
Disposition: 2 Trials Pending		

Georgetown

Women: 1	Men: 0	Total: 1
Whites: 1	African Americans: 0	Hispanics: 0
Gun: 0	Knife: 0	Hand/Other: 1/0
Disposition: 1 Trial Pending		

Greenville

Women: 2	Men: 0	Total: 2
Whites: 1	African Americans: 1	Hispanics: 0
Gun: 2	Knife: 0	Hand/Other: 0/0
Disposition: 1 Trial Pending		

Greenwood

Women: 1	Men: 0	Total: 1
Whites: 0	African Americans: 1	Hispanics: 0
Gun: 1	Knife: 0	Hand/Other: 0/0
Disposition: 1 Suicide		

Hampton

Women: 0	Men: 0	Total: 0
Whites: 0	African Americans: 0	Hispanics: 0
Gun: 0	Knife: 0	Hand/Other: 0/0
Disposition: 0		

Horry

Women: 4	Men: 2	Total: 6
Whites: 3	African Americans: 2	Hispanics: 1
Gun: 3	Knife: 3	Hand/Other: 0/0

Disposition: 1 Pled Guilty, 2 Suicides, 3 Trials Pending

Jasper

Women: 1	Men: 0	Total: 1
Whites: 0	African Americans: 0	Hispanics: 1
Gun: 0	Knife: 1	Hand/Other: 0/0

Disposition: 1 Pled Guilty

Kershaw

Women: 0	Men: 0	Total: 0
Whites: 0	African Americans: 0	Hispanics: 0
Gun: 0	Knife: 0	Hand/Other: 0/0

Disposition: 0

Lancaster

Women: 0	Men: 0	Total: 0
Whites: 0	African Americans: 0	Hispanics: 0
Gun: 0	Knife: 0	Hand/Other: 0/0

Disposition: 0

Laurens

Women: 1	Men: 0	Total: 1
Whites: 0	African Americans: 1	Hispanics: 0
Gun: 1	Knife: 0	Hand/Other: 0/0

Disposition: 1 Trial Pending

Lee

Women: 0	Men: 0	Total: 0
Whites: 0	African Americans: 0	Hispanics: 0
Gun: 0	Knife: 0	Hand/Other: 0/0
Disposition: 0		

Lexington

Women: 1	Men: 0	Total: 1
Whites: 0	African Americans: 1	Hispanics: 0
Gun: 0	Knife: 0	Hand/Other: 1/0
Disposition: 1 Trial Pending		

Marion

Women: 0	Men: 0	Total: 0
Whites: 0	African Americans: 0	Hispanics: 0
Gun: 0	Knife: 0	Hand/Other: 0/0
Disposition: 0		

Malboro

Women: 0	Men: 0	Total: 0
Whites: 0	African Americans: 0	Hispanics: 0
Gun: 0	Knife: 0	Hand/Other: 0/0
Disposition: 0		

McCormick

Women: 0	Men: 0	Total: 0
Whites: 0	African Americans: 0	Hispanics: 0
Gun: 0	Knife: 0	Hand/Other: 0/0
Disposition: 0		

Newberry

Women: 0	Men: 0	Total: 0
Whites: 0	African Americans: 0	Hispanics: 0
Gun: 0	Knife: 0	Hand/Other: 0/0
Disposition: 0		

Oconee

Women: 0	Men: 0	Total: 0
Whites: 0	African Americans: 0	Hispanics: 0
Gun: 0	Knife: 0	Hand/Other: 0/0
Disposition: 0		

Orangeburg

Women: 1	Men: 0	Total: 1
Whites: 0	African Americans: 1	Hispanics: 0
Gun: 0	Knife: 1	Hand/Other: 0/0
Disposition: 1 Trial Pending		

Pickens

Women: 0	Men: 1	Total: 1
Whites: 1	African Americans: 0	Hispanics: 0
Gun: 0	Knife: 1	Hand/Other: 0/0
Disposition: 1 Trial Pending		

Richland

Women: 1	Men: 0	Total: 1
Whites: 0	African Americans: 1	Hispanics: 0
Gun: 1	Knife: 0	Hand/Other: 0/0
Disposition: 1 Pled Guilty		

Saluda

Women: 0	Men: 0	Total: 0
Whites: 0	African Americans: 0	Hispanics: 0
Gun: 0	Knife: 0	Hand/Other: 0/0
Disposition: 0		

Spartanburg

Women: 4	Men: 0	Total: 4
Whites: 1	African Americans: 3	Hispanics: 0
Gun: 2	Knife: 1	Hand/Other: 1/0
Disposition: 1 Pled Guilty, 1 Suicide, 2 Trials Pending		

Sumter

Women: 0	Men: 0	Total: 0
Whites: 0	African Americans: 0	Hispanics: 0
Gun: 0	Knife: 0	Hand/Other: 0/0
Disposition: 0		

Union

Women: 1	Men: 0	Total: 1
Whites: 1	African Americans: 0	Hispanics: 0
Gun: 1	Knife: 0	Hand/Other: 0/0
Disposition: 1 Suicide		

Williamsburg

Women: 0	Men: 0	Total: 0
Whites: 0	African Americans: 0	Hispanics: 0
Gun: 0	Knife: 0	Hand/Other: 0/0
Disposition: 0		

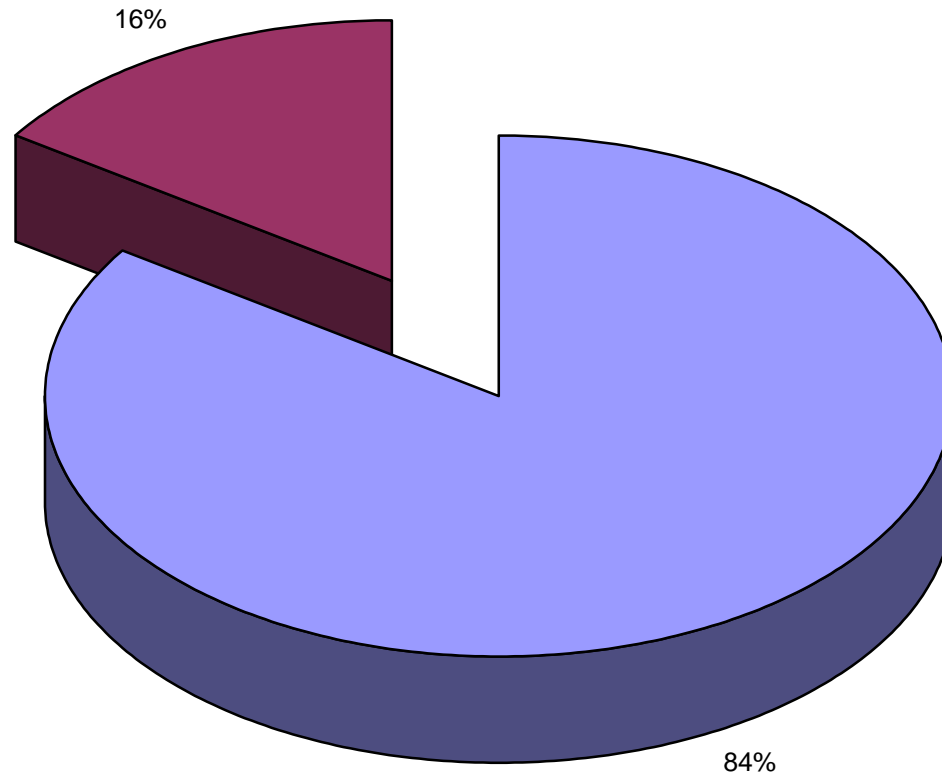
York

Women: 1	Men: 0	Total: 1
Whites: 1	African Americans: 0	Hispanics: 0
Gun: 1	Knife: 0	Hand/Other: 0/0
Disposition: 1 Pled Guilty		

South Carolina

Women: 27	Men: 5	Total: 32
Whites: 15	African Americans: 15	Hispanics: 2
Gun: 19	Knife: 9	Hand/Other: 4/0
Disposition: 8 Pled Guilty, 16 Trials Pending, 7 Suicides, 1 Wanted		

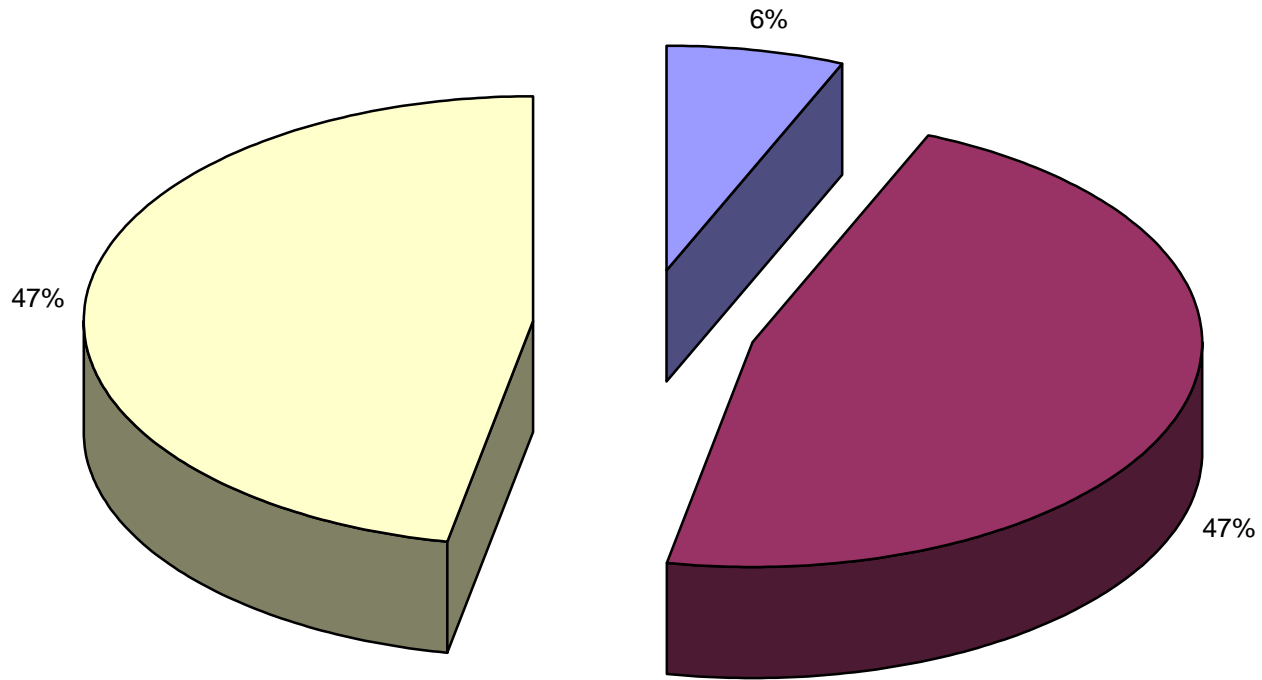
**2005 Domestic Violence Homicides
State of South Carolina
Sex Differential**



■ Women

■ Men

**2005 Domestic Violence Homicides
State of South Carolina
Race Differential**

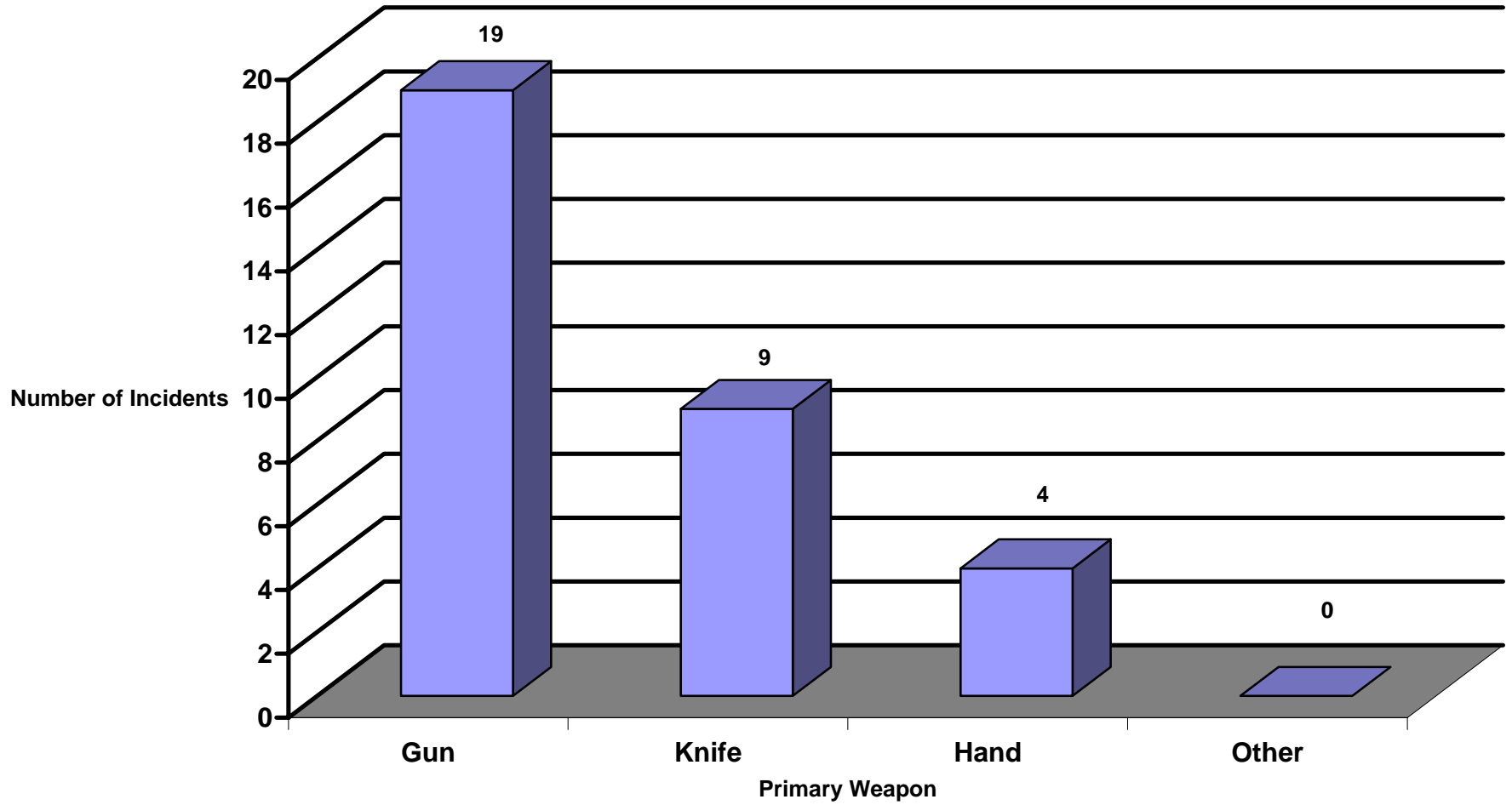


Hispanics

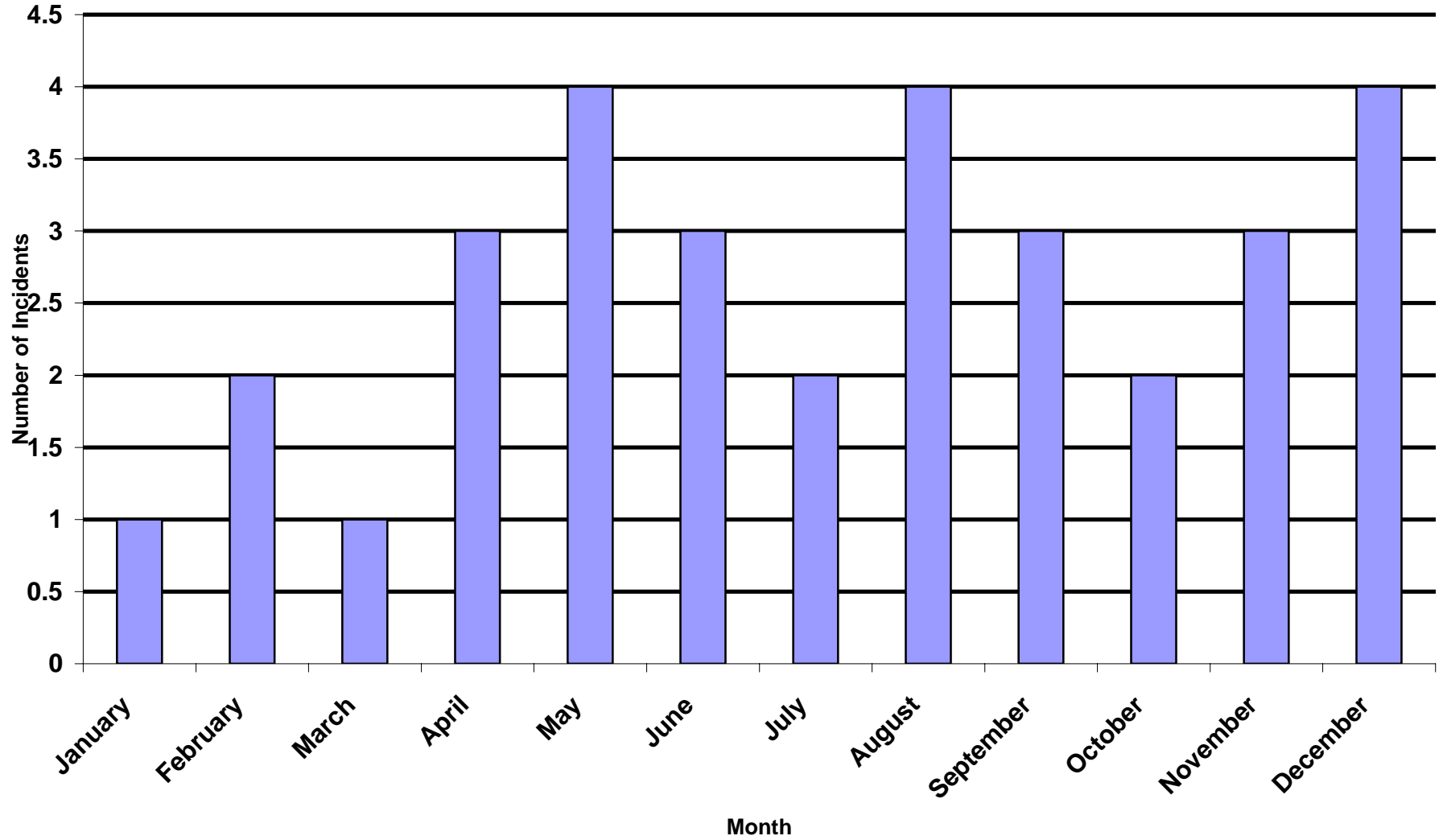
Whites

African Americans

2005 Domestic Violence Homicides
State of South Carolina
Primary Weapon Differential



**2005 Domestic Violence Homicides
State of South Carolina
Month Differential**



**2005 Domestic Violence Homocides
State of South Carolina
Case Disposition**

